

Chroma2

**INTENSE & OPAQUE
HEAVY BODIED
WASHABLE TEMPERA**

FANTASTIC, FABULOUS FISH

This is o-fish-ally a favorite project of young artists! Using fresh and salt water fish as inspiration, you will create a fabulous, colorful fish!



SUPPLIES

- Chroma 2 Intense & Opaque Heavy Bodied Washable Tempera (assorted colors)
 - 3 – 8 ½ x 11 pieces of copy paper
 - Old newspaper or recycled paper
 - Paintbrush
 - Scissors
 - Stapler
 - String
- Optional*
- Chromatemp Artists' Tempera Paints (assorted Fluorescent colors)
 - Blue crepe paper



Chroma2

INTENSE & OPAQUE
HEAVY BODIED
WASHABLE TEMPERA

FANTASTIC, FABULOUS FISH



Step 1 - Make The Parts

Review amazing fish found in fresh and salt water. Draw a fish body (head and belly) on a piece of paper. (1) Cut out the fish shape and use as a template for the second side. The shapes should match.

Fold the third piece of paper in half longways, folded side to the left. From the top left corner, draw a diagonal line to the right edge to make a triangle shape and cut so you have 2 triangles for pectoral (side) fins. (2) Towards the bottom of the paper, from the bottom right corner, draw 2 upward arcs toward the fold. (3) Cut to make a tail shape. Use the leftover paper to create other triangle shapes for the top (dorsal) and bottom (pelvic) fins. (4)

Step 2 - Construct The Fish

Staple a pectoral fin to each fish shape. Next, put the pelvic fin and the tail in between the two shapes and staple the fish shapes together along the outer edge, leaving an opening along the top. (5) Shred or tear the recycled paper and fill the fish. (6) Once the fish is filled, place the dorsal fin in between the shapes and staple the top closed. (7)



Chroma 2

INTENSE & OPAQUE HEAVY BODIED WASHABLE TEMPERA


FANTASTIC, FABULOUS FISH

Step 3 - Paint The Fish

Using the fish references as a guide - or your imagination - paint the fish using Chroma 2 Intense & Opaque Heavy Bodied Washable Tempera. (8) Make sure that you include the main parts of a fish: gills, scales, eyes, and the mouth. Paint one side and let dry (9); then paint the other. (10) Chroma 2 Washable's heavy bodied consistency provides a great painting experience. It could even be used as finger paint for young children! The washability makes clean up a breeze.

Tip: If you want your fish to glow like undersea creatures, use Chromatemp Artists' Fluorescent Temperas – these paints glow under a black light! (11)

Optional: Staple a string on the top of the fish to hang it from the ceiling, surrounded by strips of blue crepe paper to give the illusion of water.



Lesson adapted from Joan Webb

www.chromaonline.com

Chroma Inc USA 1 800 257 8278 • infousa@chromaonline.com | Chroma Australia Pty. Ltd. 61 2 9457 9922 • marketing@chromaonline.com

